



Asset Performance System(APS)

City of Sandy Springs

Performance Metrics Report

(Period: November 01 ~ November 30, 2010)

Contents

1.	DEPARTMENT MISSION STATEMENTS.....	3
2.	PERFORMANCE METRICS SUMMARY	4
2.1.	ADMINISTRATIVE SERVICES (AS)	4
2.2.	AS: KEY ACTIVITY (TAX CERTIFICATION).....	5
2.3.	COMMUNITY DEVELOPMENT (CD)	6
2.4.	CD: PLAN REVIEW ACTIVITY (BUILDING & LAND DEVELOPMENT).....	7
2.5.	CD: KEY ACTIVITY (CODE ENFORCEMENT).....	8
2.6.	CD: KEY ACTIVITY (PLANNING & ZONING)	9
2.7.	PUBLIC WORKS (PW)	10
2.8.	PW: KEY WORK ORDER ACTIVITY (FIELD SERVICES, P2)	11
2.9.	PW: KEY WORK ORDER ACTIVITY (FIELD SERVICES, P3)	12
3.	KEY IMPROVED AREA: PUBLIC WORKS	13
4.	GLOSSARY.....	14

1. Department Mission Statements

Administrative Services Mission:

Deliver cost-effective administrative services in a personal, professional, responsive, and innovative manner.

Community Development Mission:

To provide a vision and plan that reflect the values and goals of the Sandy Springs Community and reflect that vision in the administration of all zoning and development matters to ensure the health, safety and general welfare within the community as part of the permitting and enforcement processes.

Public Works Mission:

To deliver cost-effective public works services in a personal, professional, responsive, and innovative manner

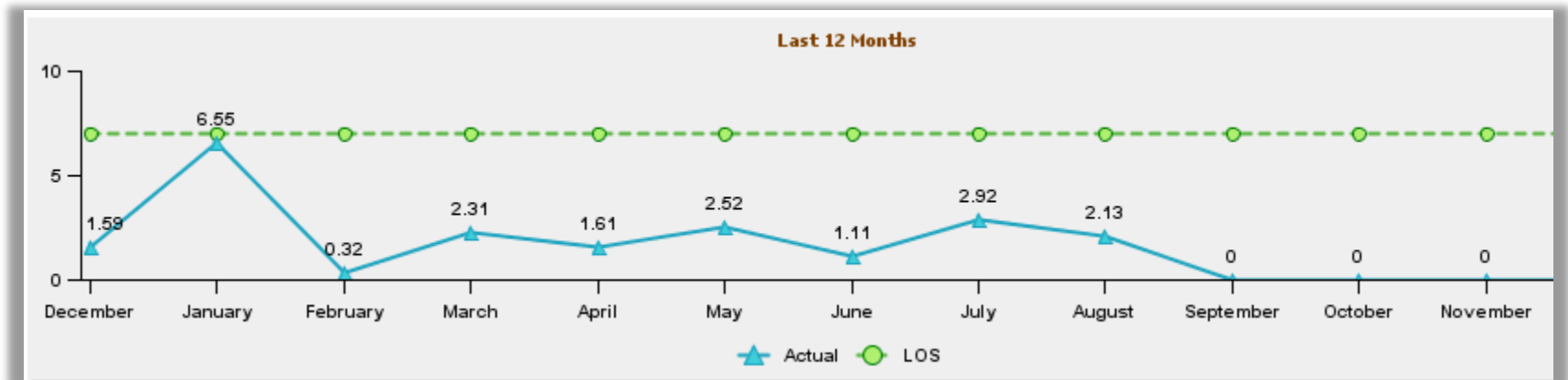
2. Performance Metrics Summary

2.1. Administrative Services (AS)

Status	KPI_ID	Category	KPI	Target	Actual	UOM	Total	LOSCompliance
	AS_FN_01	Account Payable	95% of vendors paid within 20 business days	20	6.57	BDs	449	98%
	AS_FN_02	Account Payable	Accounts payable invoice check processing (Finance component only) within 10 business days	10	0.01	BDs	385	100%
	AS_FN_03	Account Payable	Invoice approval processing per department - total; 10 business days	10	0	BDs	64	100%
	AS_FN_04	Account Payable	Provide monthly report of financial activity to city within 15 days after each month end	15	13	DOM	1	100%
	AS_PC_01	Purchase Processing	Length of time between time of purchase request to purchase order or procurement card authorization; 7 business days (under \$250,000.00)	7	0.5	BDs	16	100%
	AS_PC_02	Purchase Processing	All procurement card transactions allocated with a report to accounting manager by the 10th of each month	10	9	DOM	1	100%
	AS_RV_01	License	New alcohol beverage licenses issued within 30 business days	30		BDs	0	NA
	AS_RV_02	Tax Certification	Occupational tax certificates issued within seven (7) business days of receipt of completed application	7	0	BDs	31	100%
	AS_RV_03	Tax Certification	Number of delinquent occupational tax certificates renewed	20	15	Each	15	100%

2.2. AS: Key Activity (Tax Certification)

Status	KPI_ID	Category	KPI	Target	Actual	UOM	Total	LOSCompliance	StartDate	EndDate
●	AS_RV_02	Tax Certification	Occupational tax certificates issued within seven (7) business days of receipt of completed application	7.00	0.00	BDs	31	100%	11/01/2010	11/30/2010



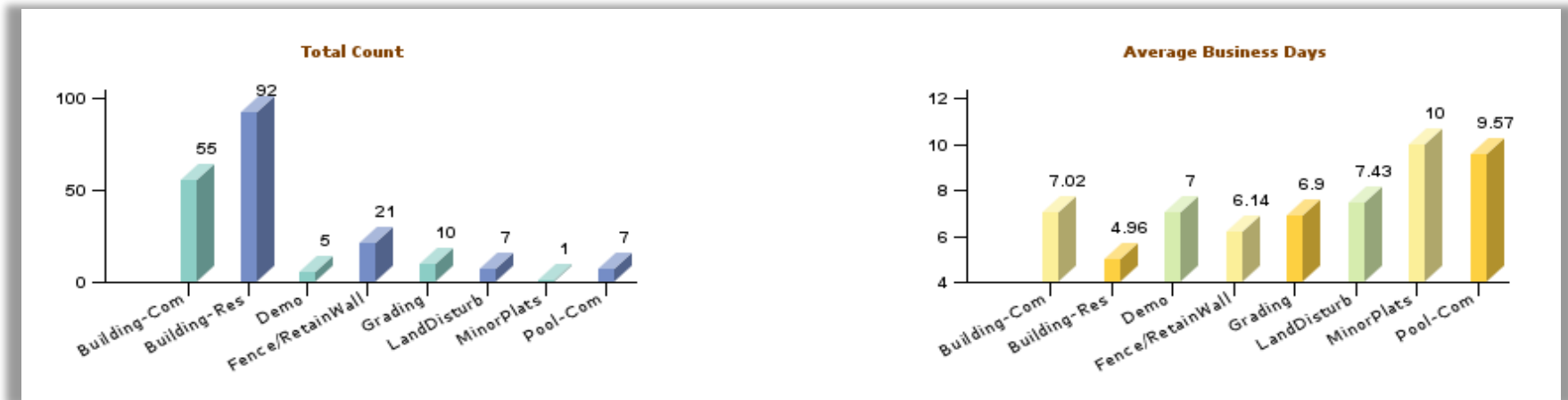

2.3. Community Development (CD)

Status	KPL_ID	Category	KPI	Target	Actual	UOM	Total	LOSCompliance
	CD_BP_01	Building & Land Development	Complete all plan reviews (per submittal) within 10 business days	10	6.08	BDs	198	97%
	CD_BP_04	Building & Land Development	Total permit application by type		198	Apps	198	
	CD_BP_05	Building & Land Development	Total permits issued by type		190	Apps	190	
	CD_BP_06_01	Building & Land Development	Average review time per reviewer - Building Reviews		2.08	BDs	96	
	CD_BP_06_02	Building & Land Development	Average review time per reviewer - Site Reviews		5.9	BDs	120	
	CD_BP_06_03	Building & Land Development	Average review time per reviewer - Planning and Zoning Reviews		3.41	BDs	32	
	CD_BP_07	Building & Land Development	Complete site inspection within allotted time period		0.98	BDs	42	
	CD_BP_08	Building & Land Development	Complete building inspection within allotted time period		0.1	BDs	935	
	CD_BP_09	Building & Land Development	Total permit certificates by certificate type		30	Cert	30	
	CD_CE_01	Code Enforcement	Respond to initial inspection of potential code violations within 2 business days	2	0.4	BDs	48	100%
	CD_CE_02	Code Enforcement	Total number of code violation cases closed by voluntary compliance or referred to court		43	Cases	43	
	CD_CE_03	Code Enforcement	Average response time from initial inspection to voluntary compliance		26.9	BDs	42	
	CD_CE_04	Code Enforcement	Number of cases per code enforcement officer		28.67	BDs	43	
	CD_PZ_01	Planning & Zoning	Complete all zoning plan reviews within 10 business days	10	3.41	BDs	32	100%
	CD_PZ_02	Planning & Zoning	Complete reviews of Administrative Permits within 10 business days	10	5.78	BDs	32	97%
	CD_PZ_03	Planning & Zoning	Complete all temporary sign permit reviews within 5 business days	5	1	BDs	15	100%
	CD_PZ_04	Planning & Zoning	Complete all permanent sign permit reviews within 5 business days	5	1	BDs	3	100%

- Inspection requests called in before 12:00pm are scheduled for the next business day; Level of Service allotted time is one (1) business day.
- Inspection requests called in after 12:00pm are scheduled for the day after next business day; Level of Service allotted is two (2) business days.

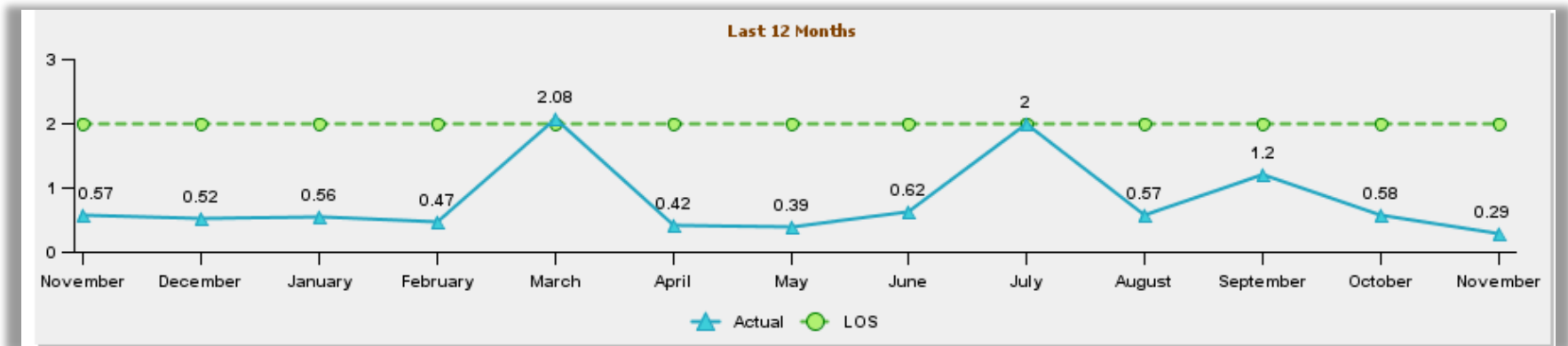

2.4. CD: Plan Review Activity (Building & Land Development)

Status	KPI_ID	Category	KPI	Target	Actual	UOM	Total	LOSCompliance	StartDate	EndDate
●	CD_BP_01	Building & Land Development	Complete all plan reviews (per submittal) within 10 business days	10.00	6.08	BDs	198	97%	11/01/2010	11/30/2010



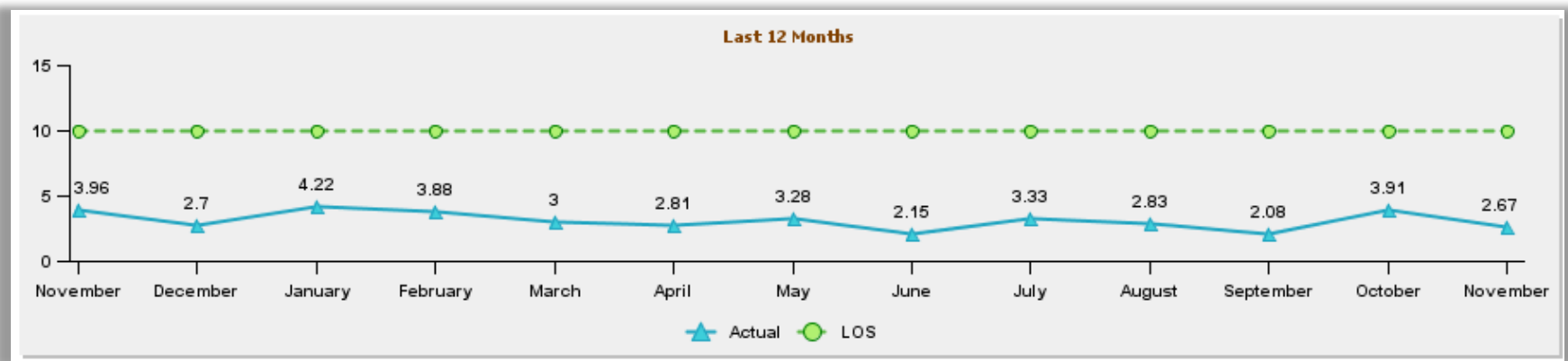
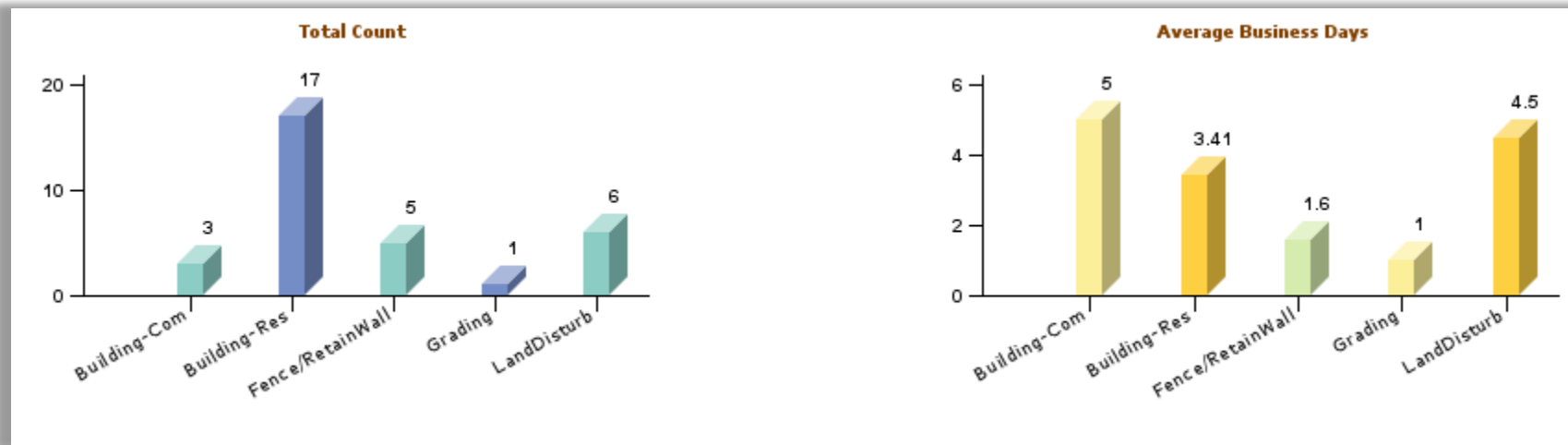
2.5. CD: Key Activity (Code Enforcement)

Status	KPL_ID	Category	KPI	Target	Actual	UOM	Total	LOSCompliance	StartDate	EndDate
●	CD_CE_01	Code Enforcement	Respond to initial inspection of potential code violations within 2 business days	2.00	0.40	BDs	48	100%	11/01/2010	11/30/2010



2.6. CD: Key Activity (Planning & Zoning)

Status	KPI_ID	Category	KPI	Target	Actual	UOM	Total	LOSCompliance	StartDate	EndDate
●	CD_PZ_01	Planning & Zoning	Complete all zoning plan reviews within 10 business days	10.00	3.41	BDs	32	100%	11/01/2010	11/30/2010

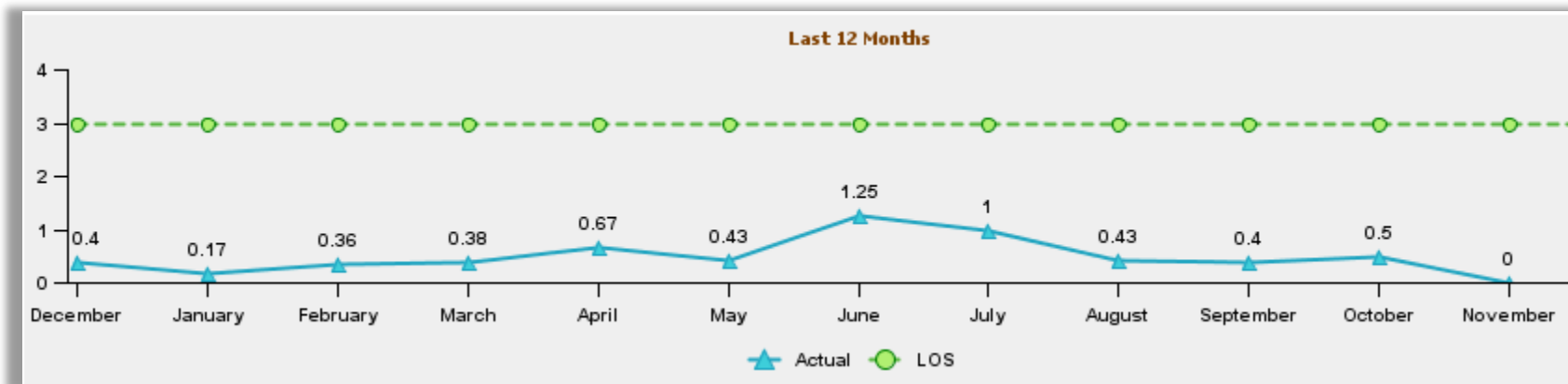
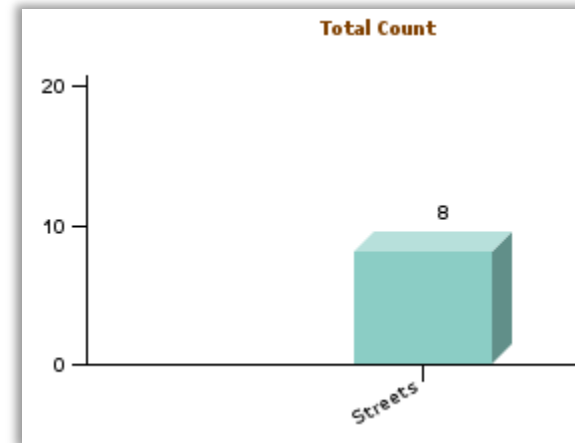
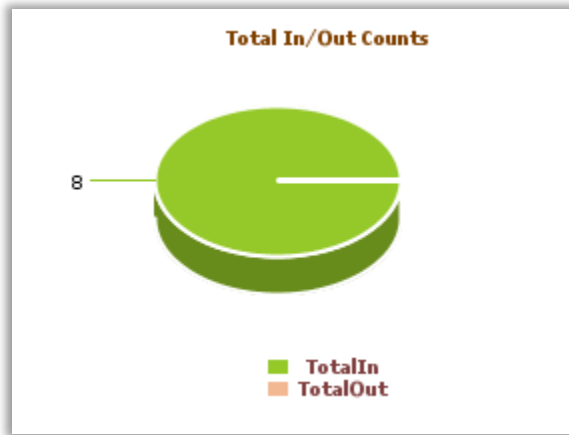


2.7. Public Works (PW)

Status	KPL_ID	Category	KPI	Target	Actual	UOM	Total	LOSCompliance
	PW_FS_01	Priority 1 WO	Complete within 24 hours	24		Hrs	0	NA
	PW_FS_02	Priority 2 WO	Complete within 3 business days	3	0	BDs	8	100%
	PW_FS_03	Priority 3 WO	Complete within 10 business days	10	0.34	BDs	137	99%
	PW_FS_04	Priority 4 WO	Total number of scheduled maintenance (Preventative Maintenance)		11	Each	11	
	PW_FS_05	Right-of-Way Permits	Approve or deny permit within 10 business days of receipt by Public Works for initial review	10	1.5	BDs	6	100%
	PW_TP_01	Development Plan Review	Complete review within 10 business days	10	5	BDs	6	100%
	PW_TP_02	Zoning Plan	Complete review according to Zoning schedule within 10 business days	10		BDs	0	NA
	PW_TS_01	Priority 1 WO	Complete within 24 hours	24	0	Hrs	4	100%
	PW_TS_02	Priority 2 WO	Complete within 3 business days	3	0	BDs	1	100%
	PW_TS_03	Priority 3 WO	Complete within 10 business days	10	1.68	BDs	131	95%
	PW_TS_04	Priority 4 WO	Total scheduled maintenance (Preventative Maintenance)		7	Each	7	

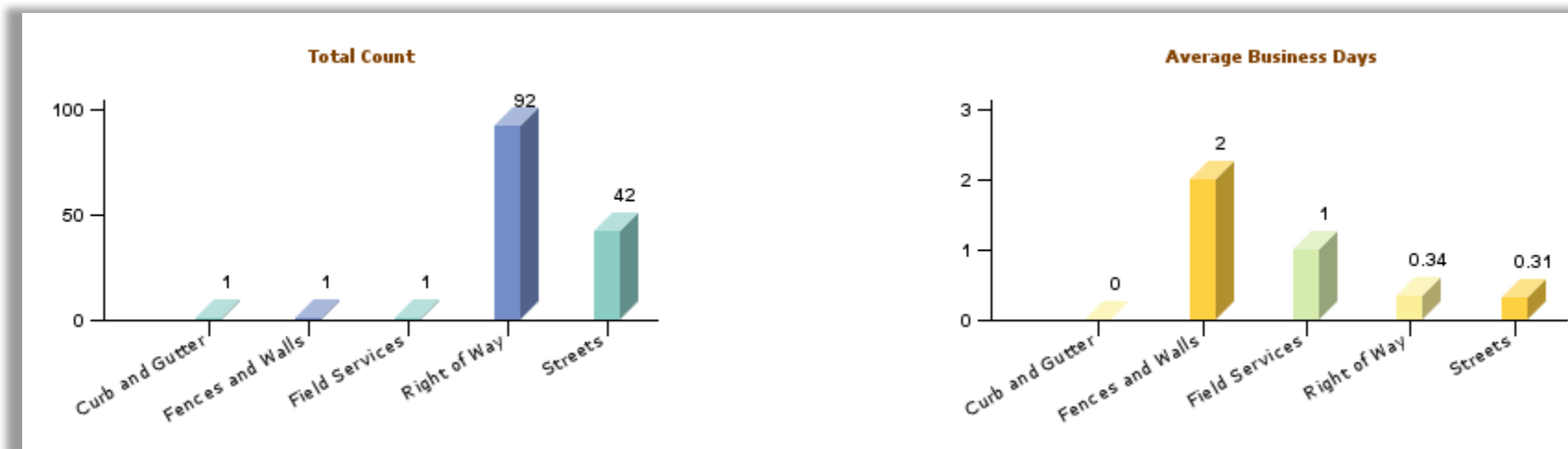

2.8. PW: Key Work Order Activity (Field Services, P2)

Status	KPI_ID	Category	KPI	Target	Actual	UOM	Total	LOSCompliance	StartDate	EndDate
●	PW_FS_02	Priority 2 WO	Complete within 3 business days	3.00	0.00	BDs	8	100%	11/01/2010	11/30/2010



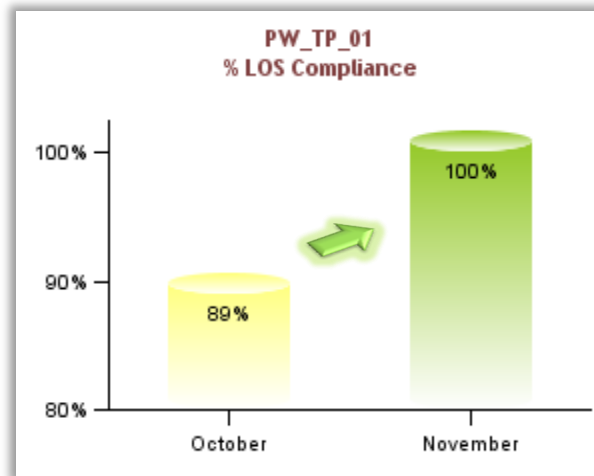
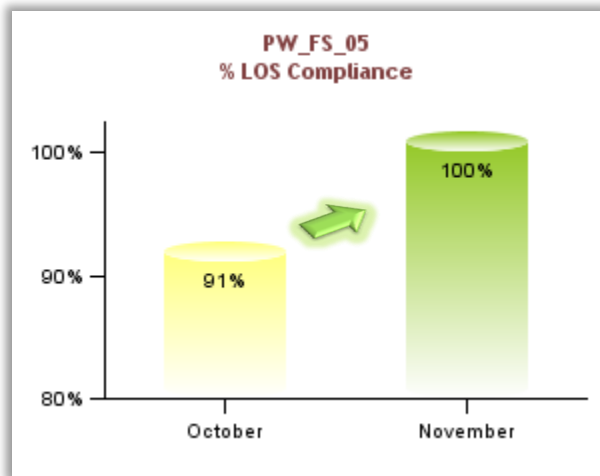
2.9. PW: Key Work Order Activity (Field Services, P3)

Status	KPI_ID	Category	KPI	Target	Actual	UOM	Total	LOSCompliance	StartDate	EndDate
●	PW_FS_03	Priority 3 WO	Complete within 10 business days	10.00	0.34	BDs	137	99%	11/01/2010	11/30/2010



3. Key Improved Area: Public Works

Status	KPI_ID	Category	KPI	Target	Actual	UOM	Total	LOSCompliance	StartDate	EndDate
	PW_FS_05	Right-of-Way Permits	Approve or deny permit within 10 business days of receipt by Public Works for initial review	10.00	1.50	BDs	6	100%	11/01/2010	11/30/2010



Status	KPI_ID	Category	KPI	Target	Actual	UOM	Total	LOSCompliance	StartDate	EndDate
	PW_TP_01	Development Plan Review	Complete review within 10 business days	10.00	5.00	BDs	6	100%	11/01/2010	11/30/2010

4. GLOSSARY

Acronyms	Definition	Priority Categories
AS	Administrative Services	Field Services:
BD	Building and Development	Curb and Gutter
BDs	Business Days excludes weekends City holidays & first day (case initiation day)	• Repair Curb
BHs	Business Hours (Considers 8am to 5PM EST.) excludes weekends City holidays & first day (case initiation day)	• Replace Curb
BI	Building Inspection Permits	• Raise Curb
BP	Building Permits	Right of Way
BSC	Balanced Scorecard: Methodology to ensure balanced delivery of service	• Debris Removal (Large)
CB	Call Back Services (Work Request)	• Trimming
CD	Community Development	• Graffiti Removal
CDs	Calendar Days - Count all day including weekends and City holidays	• Litter Removal
CE	Code Enforcement	• Vegetation Removal for Sight Distance
DOM	Date of Month	• High Limb Trimming
FS	Field Services	Sidewalk
HRs	Hours	• Repair Sidewalk
KPI	Key Performance Indicator	• Replace Sidewalk
LOS	Level-of-service (LOS) is a measure the quality of services performed compared against the contract deliverables.	Streets
Measure	A standard used to evaluate and communicate performance against expected results	• Debris Removal
MTD	Month to date	• Winter Sand/Salt
P1 (Priority 1)	Work orders must be completed within 0-24hrs. (FS & TS)	• Pothole Repair
P2 (Priority 2)	Work orders must be completed within 24-72 hours.(FS TS Rec & Parks divisions)	• Asphalt Patching
P3 (Priority 3)	Work orders must be completed within 7 to 10 business days. (FS TS Rec & Parks divisions)	• Sink-ins
P4 (Priority 4)	Work requests are preventive maintenance. (FS TS Rec & Parks divisions)	• Sinkholes
RP	Recreation and Parks	• Tree Roots
PW	Public Works	• Utility Cuts
PZ	Planning & Zoning	• Edge of Pavement Repairs
ROW	Right of Way	• Dead Animal Removal
SSG ID	City of Sandy Springs Identifiers	• Winter Sand/Salt
SW	Stormwater Services	Catch Basin
TP	Transportation Planning Services	• Repair Top
TS	Traffic Services	• Reset Lid
UOM	Unit of Measure	• Cleaning
WO	Work Orders	Utility Liaison
WR	Work Requests	• Water
	Met LOS [\geq 95%]	• Sewer
	LOS [\geq 75%]	• Gas
	LOS [$<$ 75%]	• Cable TV
	No Data	
	Measure	
		Traffic Services:
		Sign
		• Install/replace/repair/remove sign & post
		• Wash Sign
		• Trim Vegetation
		Signal
		• Install/replace/repair/remove signal
		• Adjust / Align Signal Head
		• Check Signal Controller
		• Check Signal Timing
		• Inspect and Test Communications
		• Inspect/repair Detection System
		• Install ADA ramp
		• Repair or Replace ATMS PTZ
		Camera
		• Cabinet Maintenance
		Traffic Study
		Striping
		• Restriping
		Street Lights
		• Light out
		• Request for new light
		• Damaged poles
		Utility Liaison
		• Electricity

A priority is determined based on urgency and severity of the category